

CAMBRIDGE



Student's Book Starter

Herbert Puchta

Günter Gerngross

Peter Lewis-Jones



Map of the book

1 Hello (pages 4–9)

Vocabulary

red, blue, green, orange, purple, yellow

Grammar

Hello! What's your name?
I'm ...

Story and value

The water hole
Saying Sorry

Thinking skills

Associating silhouettes with objects

▶ **Song:** What's your name?

1 My classroom (pages 10–19)

Vocabulary

- pencil, chair, bag, rubber, book, desk
- one, two, three, four, five, six

Grammar

Stand up. Sit down.
Open ... Close ...
Pick up ... Put ...

Story and value

The pencil
Lending

Thinking skills

- Counting
- Paying attention to visual details
- Associating objects with actions

English for school

Actions at school

▶ **Song:** In the classroom

▶ **Creativity**

▶ **Revision**

2 My family (pages 20–29)

Vocabulary

grandpa, grandma, mum, dad, sister, brother

Grammar

- This is my (brother), (Tom).
- This is my (book).

Story and value

The sandwiches
Sharing

Thinking skills

- Counting
- Understanding family relations

English for school

Social science:
Families

▶ **Song:** We're the royal family!

▶ **Creativity**

▶ **Revision**

3 My face (pages 30–39)

Vocabulary

eyes, ears, nose, face, teeth, mouth

Grammar

- I'm/You're (angry, happy, sad, scared).
- Are you (angry)?
Yes, I am. / No, I'm not.

Story and value

The monster
Don't play tricks

Thinking skills

- Comparing and analysing visual information
- Empathising with others

English for school

Music:
Music and feelings

▶ **Song:** Hey, little clown

▶ **Creativity**

▶ **Revision**

4 Toys (pages 40–49)

Vocabulary

- ball, kite, rope, teddy bear, doll, plane
- seven, eight, nine, ten

Grammar

I've got a (ball).

Story and value

The ball
Working together

Thinking skills

- Counting
- Paying attention to visual details

English for school

Physical education:
Let's play outside!

▶ **Song:** I've got a ball

▶ **Creativity**

▶ **Revision**

5 My house (pages 50–59)				
Vocabulary bath, cupboard, bed, sofa, table, armchair	Grammar <ul style="list-style-type: none"> • in, on, under • The (doll) is in the (bath). 	Story and value <i>The cap</i> Listening to people	Thinking skills <ul style="list-style-type: none"> • Paying attention to visual details • Paying attention to details in instructions 	English for school Geography: Homes
▶ Song: Tidy up!		▶ Creativity		▶ Revision

6 On the farm (pages 60–69)				
Vocabulary cat, horse, cow, dog, rabbit, sheep	Grammar <ul style="list-style-type: none"> • (two) sheep, three (cat)s, I like (cats) • My favourite colour is (blue) / (toys) are (planes). 	Story and value <i>I like your colours!</i> Paying compliments	Thinking skills <ul style="list-style-type: none"> • Counting • Remembering details from a story • Associating animals with habitats 	English for school Biology: Animals
▶ Song: The animal boogie		▶ Creativity		▶ Revision

7 I'm hungry! (pages 70–79)				
Vocabulary carrots, sausages, apples, cakes, ice cream, chips	Grammar <ul style="list-style-type: none"> • I like / don't like (carrots). • I like / I don't like (blue / cats / dolls). 	Story and value <i>Cakes and ice cream</i> Don't be greedy	Thinking skills <ul style="list-style-type: none"> • Identifying missing details • Associating food with its source 	English for school Science: Our food
▶ Song: I don't like chips		▶ Creativity		▶ Revision

8 All aboard! (pages 80–89)				
Vocabulary boat, train, car, scooter, bus, bike	Grammar <ul style="list-style-type: none"> • I'm driving / flying / riding / sailing • flying a kite, swimming, climbing a tree, running, brushing my teeth, washing my hands 	Story and value <i>Oh what fun!</i> Saying Thank you	Thinking skills <ul style="list-style-type: none"> • Associating sound clues with silhouettes • Paying attention to visual details • Recognising shapes • Counting 	English for school Maths: Shapes
▶ Song: We're having fun!		▶ Creativity		▶ Revision

9 Party clothes (pages 90–99)				
Vocabulary hat, belt, boots, shirt, badge, shoes	Grammar <ul style="list-style-type: none"> • I like (biscuits, crisps, salad, sweets). • I've got (apples and salad / a ball). 	Story and value <i>Nice work!</i> Tidying up	Thinking skills <ul style="list-style-type: none"> • Ranking in order of preference • Associating outlines with objects • Paying attention to visual details • Recognising numbers 	English for school Art: Our clothes
▶ Song: Oh what a wonderful party!		▶ Creativity		▶ Revision

Chants and songs: pages 100–102 **Cut-outs:** pages 103–112 **Stickers:** Centre section



Hello

1 CD1
02

Listen and sing.

4

Singing for pleasure

1 CD1
04

Listen and point. Then listen and say the names.



2 CD1
05

Listen and point.




1
Pages
110-
112

Act out.



2


Ask and answer.



6 I'm (Mike, Leo, Gina, Polly).

1 CD1
07

Listen and point.




2

Move a CD. Look and say the colours.







The water hole





2 Think! Find and say the colour.



1

My classroom


1 CD1
10

Listen and point. Then listen and say the words.



2 CD1
11



Listen and chant.



10


1 pencil 2 chair 3 bag 4 rubber 5 book 6 desk

1  Listen and colour.



2  Listen and act out.

Listen and sing.



1 CD1 17


Listen and say the numbers.









2

Think!




Look and count. Circle the number.



	1	2	3	4	5	6
	1	2	3	4	5	6
	1	2	3	4	5	6
	1	2	3	4	5	6
	1	2	3	4	5	6
	1	2	3	4	5	6



The pencil





2 Think! Find, count and stick.
Sticker




Actions at school

1  Listen and say the words.

1



2



3



4



5



2 Play the game.



1 Think! Think and colour.



1



2



3




4



5



6



1 CD1
22

Listen and imagine. Then draw your picture.



2

Show your picture to your friends.



1

Play the game.



2

My family

1

CD1
23

Listen and point. Then listen and say the words.



2

CD1
24

Listen and chant.



1 CD1
25

Listen, point and say the words.



2


Draw and show your family.
Say the names.



This is my (brother), (Tom).



1 Follow the lines. Make sentences.



2 Play the game.



The sandwiches



7



8



2

2

Think!


Count and colour.



Families

1 CD1
31
Sticker


Think! Listen and stick.



2 Draw and show your family tree.



1 Make a finger family.



2 Show your family to a friend.





1 CD1
32

Listen and act out with your teacher.

2 CD1
33

Listen again and match.



1

2

3

4

5

6



1

Play the game.

Page
108

3

My face


1 CD1
34

Listen and point. Then listen and say the words.



2 CD1
35

Listen and chant.



30 1 eyes 2 ears 3 nose 4 face 5 teeth 6 mouth

1 ^{CD1} 36 Listen and say the words.

1



2



3



4



2 Play the game.






1 CD1
39

Sticker

Listen and stick.



2



Draw a face. Play the game.



Are you (angry)? Yes, I am. / No, I'm not.



The monster





2


Think!

Look at picture 4. Find five differences.



Music and feelings

1 CD1
43 Listen and colour. Say the words.




2 CD1
44 Listen again and describe the music.



1 CD1
45**Think!** Listen and circle.


1 2 3 4



1 2 3 4



1 2 3 4



1 2 3 4

2 Play the game.

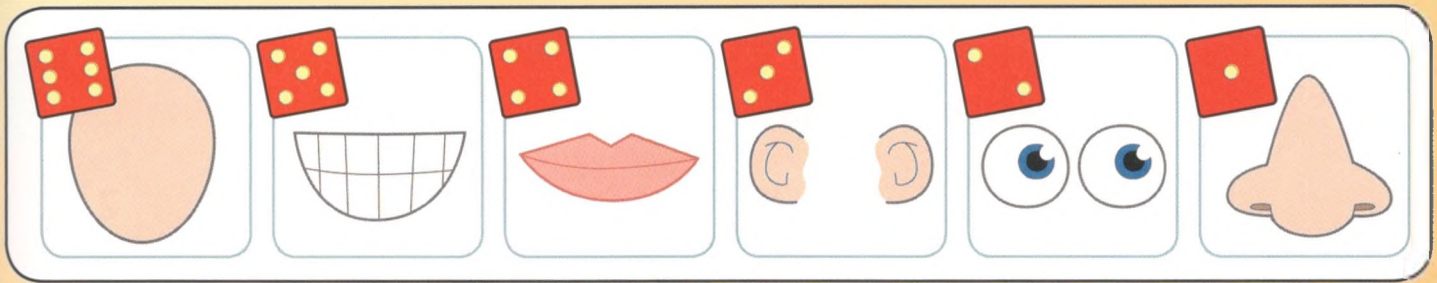
Listen and imagine. Then make a face.



Show the face to your friends.



1 Play the game.




4

Toys

1 CD1
47

Listen and point. Then listen and say the words.

2 CD1
48

Listen and chant.



40 1 ball 2 kite 3 rope 4 teddy bear 5 doll 6 plane

1 CD1
49

Listen and colour.



2
Sticker

Choose three stickers and play the game.



Listen and sing.








1 **CD1**
52 Listen and say the numbers.




2 **Think!** Look and count. Circle the number.




	1	2	3	4	5	6	7	8	9	10
	1	2	3	4	5	6	7	8	9	10
	1	2	3	4	5	6	7	8	9	10
	1	2	3	4	5	6	7	8	9	10
	1	2	3	4	5	6	7	8	9	10
	1	2	3	4	5	6	7	8	9	10



The ball





2 Think! Look and draw the ball and the stick.



Let's play outside!

1 CD1
56 Listen. Point and say the number.





2 Choose a picture and tell your friend.



1 CD1
57

Listen and say the words.

2 CD1
58

Listen and act out.



1 CD1
59

Listen and act out with your teacher.

2 CD1
60

Listen again and match.



1


2

3

4


5

6



1
Page 106


Play the game.



5 My house


1 CD2 02

Listen and point. Then listen and say the words.



2 CD2 03

Listen, chant and colour.



50 bath, cupboard, bed, sofa, table, armchair

1 CD2 04

Listen and point. Then listen and answer.

1



on the bed

2



in the bath

3




in the cupboard

4




under the armchair

5



under the table

6



on the sofa

2

Think! Find the toys.





1

Sticker

Make a picture with stickers.



2

Sticker

Think!

Describe your picture.




Make your friend's picture.



The (doll) is (in) the (bath).




The cap





2 **Think!** Find and say the picture number.





Homes

1  Listen and say the words.



2 Follow the lines. Where do the people live?



1 Choose a home. Use rubbish to make it.



Listen and imagine. Then draw your picture.




2

Show your picture to your friends.



1 Play the game.




6

On the farm

1 CD2
13

Listen and point. Then listen and say the words.



2 CD2
14

Listen and chant.



60 cat, horse, cow, dog, rabbit, sheep

1 Think! Count the animals.



5 dogs




dogs




sheep



cats



cows



rabbits




horses

2 CD2
15 Listen and stick.

Sticker





1 CD2
19 Listen and circle.



My favourite colour is blue.



I like cats.

1


2

2 Talk in class and count.



I like your colours!







2 Think! Remember and circle the parts of the face.



Animals

1 Think! Match.



1

Make a poster.




1 CD2 23

Listen and act out with your teacher.

2 CD2 24

Listen again and match.



1


2

3


4

5

6



1 Play the game.




7

I'm hungry!


1 CD2
25

Listen and point. Then listen and say the words.

1 carrots



2 sausages



3 apples



4 cakes



5 ice cream




6 chips



2 CD2
26


Listen and chant.




70 carrots, sausages, apples, cakes, ice cream, chips

1 CD2 27 Listen and circle.


1




2



3



4




5




6






2 Talk about food.



I like apples.



I don't like sausages.



Listen and sing.



1 Listen to your teacher. True or false?



2 Play the game.

		1	2	3	4	5	6
1							
2							
3							
4							
5							
6							



Cakes and ice cream






2 Think! Look and stick.
Sticker



Our food

1  Listen and colour.



2  Match. Where does our food come from?



1 Make food collages.



Listen and imagine.
Then make a meal for your monster.



Show the meal to your friends.



Play the game.




8

All aboard!


1 CD2
35

Listen and point. Then listen and say the words.



2 CD2
36

Listen and chant.



80 boat, train, car, scooter, bus, bike


1 CD2 37

Listen and colour.



2

Play the game.





1 CD2 41

Think!

Listen, look and say the actions.

1



2



3



4



5



6



1 I'm flying a kite.



2 Sticker

Look at activity 1 and stick.

flying a kite, swimming, climbing a tree, running, brushing my teeth, washing my hands






Oh what fun!





2 Think! Look, draw and colour.




Shapes

1 CD2
45 Listen and colour.


1




2



3



4



2 **Think!** Find shapes in the classroom.



1 Think! Count the shapes.



2 Make a picture. Show the picture to your friends.



1 CD2
47

Listen and act out with your teacher.

2 CD2
48

Listen again and match.



1


2

3

4

5

6



1
Page 104

Play the game.



9

Party clothes

1 CD2
49

Listen and point. Then listen and say the words.

2 CD2
50

Listen and chant.



90 hat, belt, boots, shirt, badge, shoes

1 CD2 51

Listen and point. Choose food for a class party.




2

Think!

Draw your five favourite foods in order.






Listen and sing.




1 CD2 54

Listen and match.



2 Sticker

Think! Guess the toys and stick.






Nice work!





2 Think! Find and say the picture number.

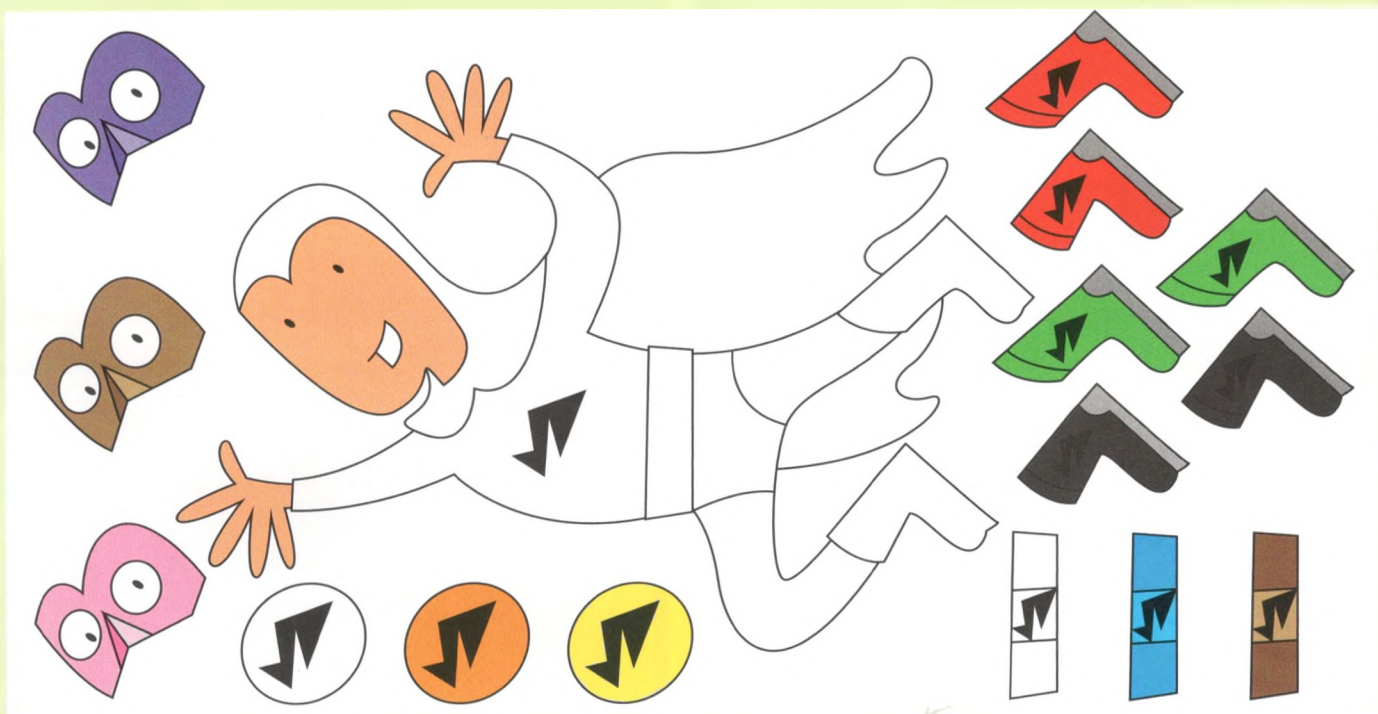


Our clothes


1  Listen and say the number.



2 Draw clothes. Show your superhero to your friends



1 **Think!** Look at the numbers. Colour the uniforms.



2 Draw and colour a new school uniform.



1 Play the game.

I'm flying a plane.



I like ice cream.

I don't like cakes.



I've got a ball.



Chants and songs

What's your name? (page 4)

What's your name? What's your name?
I'm Mike.
Hello Mike.

What's your name? What's your name?
I'm Polly.
Hello Polly.

What's your name? What's your name?
I'm Leo.
Hello Leo.

What's your name? What's your name?
I'm Gina.
Hello Gina.

Gina, Polly, Mike and Leo,
Hello, hello, hello, hello!

My pencil (page 10)

My pencil, my book, my rubber -
All in my bag.

My pencil, my book, my rubber -
All on my chair.

My pencil, my book, my rubber -
All on my desk.

In the classroom (page 12)

*In the classroom, in the classroom.
In the classroom, today!*
Here's my rubber, my red rubber.
Here's my rubber in my pencil case!

In the classroom ...
Here's my pencil, my blue pencil.
Here's my pencil in my pencil case!

In the classroom ...
My rubber and my pencil,
My rubber and my pencil,
My rubber and my pencil
In my pencil case.

In my family (page 20)

My grandma, my sister, my mum and me.
Here are the girls in my family.

My grandpa, my brother, my dad and me.
Here are the boys in my family.

We're the royal family! (page 22)

*Mum's the queen! Dad's the king!
We're the royal family! (x 2)*


This is my mum.
Hi, my name's Ann.
This is my dad.
Hi, my name's Dan.
Mum's the queen! ...

This is my sister.
Hi, my name's Jill.
This is my brother.
Hi, my name's Bill.
Mum's the queen! ...

This is my grandma.
Hi, my name's Kim.
This is my grandpa.
Hi, my name's Jim.
Mum's the queen! ... (x 2)

Here's my face (page 30)

Here's my face. It's easy - look!
Two eyes, two ears.
Here's my nose. Here's my mouth.
Oh, what's missing? Ah - my teeth! (x 2)



Hey, little clown (page 32) 

Hey, little clown. Are you happy?
Hey, little clown. Are you OK?
Hey, little clown. Are you happy?
Are you happy today?
No, no, no, no, no. I'm not happy. I'm not happy.
No, no, no, no, no. I'm sad today.

Hey, little clown ...
No, no, no, no, no. I'm not happy. I'm not happy.
No, no, no, no, no. I'm scared today.

Hey, little clown ...
No, no, no, no, no. I'm not happy. I'm not happy.
No, no, no, no, no. I'm angry today.

Hey, little clown ...
Yes, yes, yes, yes, yes. I'm happy. I'm happy.
Yes, yes, yes, yes, yes. I'm OK today.
I'm happy today.

One yellow doll (page 40) 

One yellow doll, two blue balls,
Three green planes, four red kites,
A rope and a teddy bear.
Oh yeah, oh yeah, oh yeah!

I've got a ball (page 42) 

I've got a ball and a plane.
I've got a doll and a rope.
I've got a teddy bear - squawk!
I've got a teddy bear.
I haven't got a kite. I haven't got a kite.
Sob, sob, sob. I haven't got a kite. Sob, sob.

I've got a kite. That's right! That's right!
I've got a kite. That's right!
Play with me. Play with me.
I've got a kite. That's right!
We've got a kite. We've got a kite.
We've got a kite. That's right! (x 2)

Teddies everywhere! (page 50) 

A teddy on the table, a teddy in the bath,
A teddy on the sofa, teddies everywhere.
A teddy on the cupboard,
A teddy on the bed,
A teddy on the armchair,
Teddies everywhere!

Tidy up! (page 52) 

Tidy up, tidy up. Put your toys away! (x 2)

Put the kite in the cupboard.
Put the plane under the bed.
No more play. Put your toys away.

Tidy up ...

Put the doll on the bed.
Put the teddy on the chair.
No more play. Put your toys away.

Tidy up ... Put your toys away!

Listen! (page 60) 

Listen! Woof, woof. A dog!
Listen! Miaow. A cat!
Listen! Baaa! A sheep!
Listen! Moo! A cow!
Listen! Neigh! A horse!
Listen! Thump, thump! A rabbit!
Run, rabbit, run! Run, rabbit, run!
Look at the rabbit running away!



The animal boogie (page 62) 

Let's do the animal boogie - woof!
Let's do the animal boogie - miaow!
Let's do the animal boogie - baaa!
Let's do the animal boogie - moo!
*Come sing with me and dance with me,
For you and me, the animal boogie-woogie!*

I like dogs, oh dogs are nice!
Woof, woof, woof, woof, woof.
I like cats, oh cats are nice!
Miaow, miaow, miaow, miaow, miaow.
I like sheep, oh sheep are nice!
Baaa, baaa, baaa, baaa, baaa.
I like cows, oh cows are nice!
Moo, moo, moo, moo, moo!
Come sing with me ...

And I like the animal boogie too!
Woof! Miaow! Baaa! Moo!
Come sing with me ...

Cakes for the snakes (page 70) 

Cakes for the snakes,
Apples for the cats,
Carrots for the parrots,
Ice cream for the sheep.
Sausages, sausages,
Sausages and chips!
Sausages and chips
For you and me!

I don't like chips (page 72) 

I don't like chips - no, no, no.
I don't like carrots - no, no, no.
I don't like sausages - no, no, no.
No, no, no, no, NO!
Chips, oh no! Carrots, oh no!
Sausages - no, no, no, no, NO!


I like apples - yes, yes, yes.
I like cakes - yes, yes, yes.
I like ice cream - yes, yes, yes.
Yes, yes, yes, yes, YES!
Apples, oh yes! Cakes, oh yes!
Ice cream - yes, yes, yes, yes, YES!

Ride a scooter (page 80) 

Ride a scooter.
Sail a boat.
Drive a car.
Off we go!



Ride a bike.
Drive a bus.
Drive a train.
Come with us!



We're having fun! (page 82) 

Look at us. We're having fun!
Come and join in, everyone!

I'm riding a bike. Ting, ting, ting.
I'm driving a car. Vroom, vroom, vroom.
I'm flying a plane. Neeeaow!
I'm flying to the stars.

Look at us. We're having fun!
Come and join in, everyone! (x 2)

I'm driving a train. Choo, choo, choo.
I'm riding a scooter. Push, push!
I'm sailing a boat. All aboard!
I'm sailing on the sea.

Look at us. We're having fun!
Come and join in, everyone! (x 2)

Mike's a cowboy (page 90) 

Purple shirt, blue boots,
No shoes, red belt,
Yellow badge, green hat.
Mike's a cowboy. That's that! (x 2)

Oh what a wonderful party! (page 92)



Oh what a wonderful party!
It's party time today!
Clap your hands! Turn around!
Shout 'Hip, hip, hooray!'

Sausages, sausages in my tummy.
Sausages, sausages,
Yummy, yummy, yummy!


Oh what a wonderful party!
It's party time today!
Clap your hands! Turn around!
Shout 'Hip, hip, hooray!'

Ice cream, ice cream in my tummy.
Ice cream, ice cream,
Yummy, yummy, yummy!

Oh what a wonderful party!
It's party time today!
Clap your hands! Turn around!
Shout 'Hip, hip, hooray!'
Shout 'Hip, hip, hooray!'




Unit 7 Game (page 79)





Unit 8 Game (page 89)






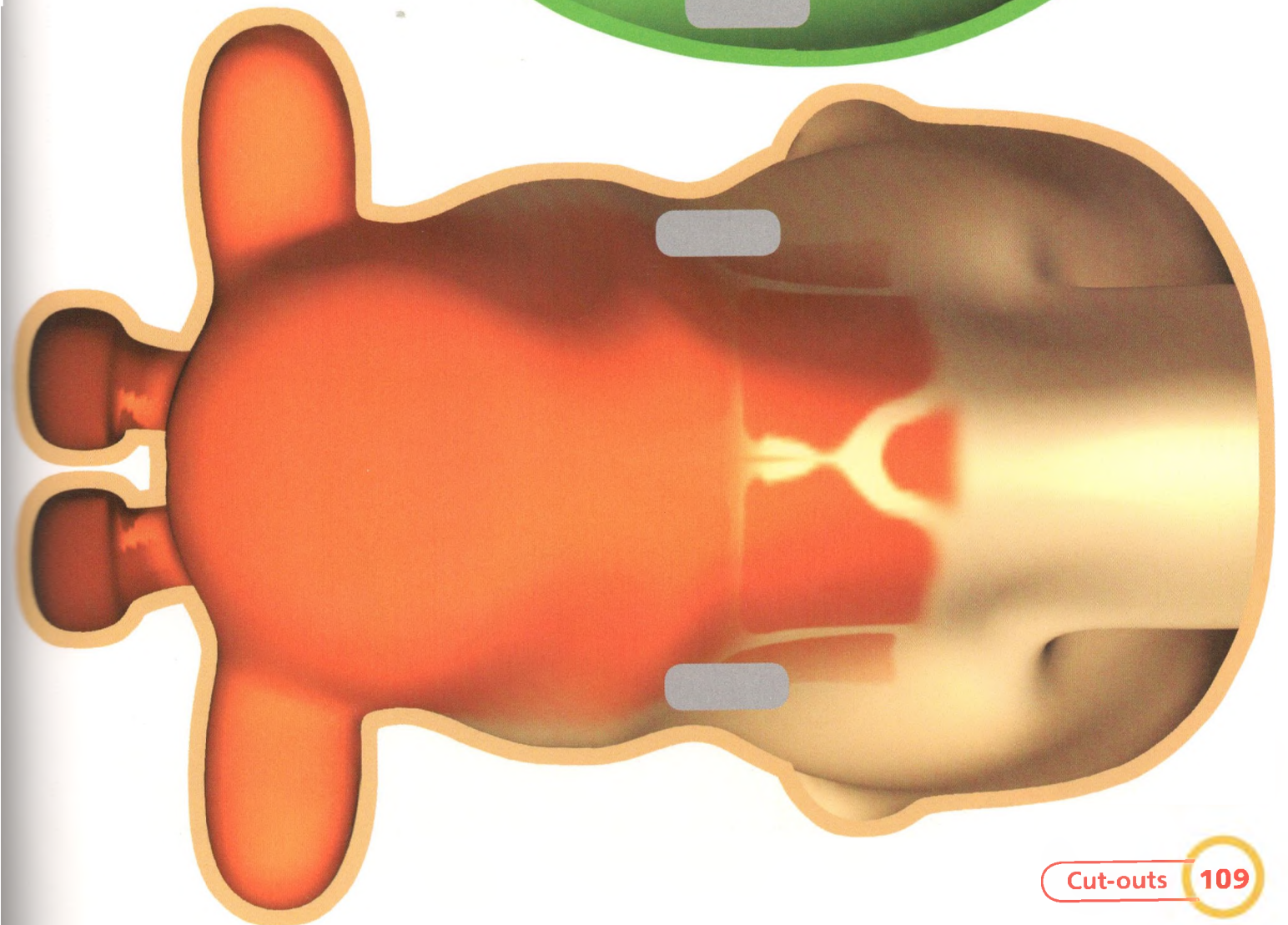
Unit 4 Game (page 49)

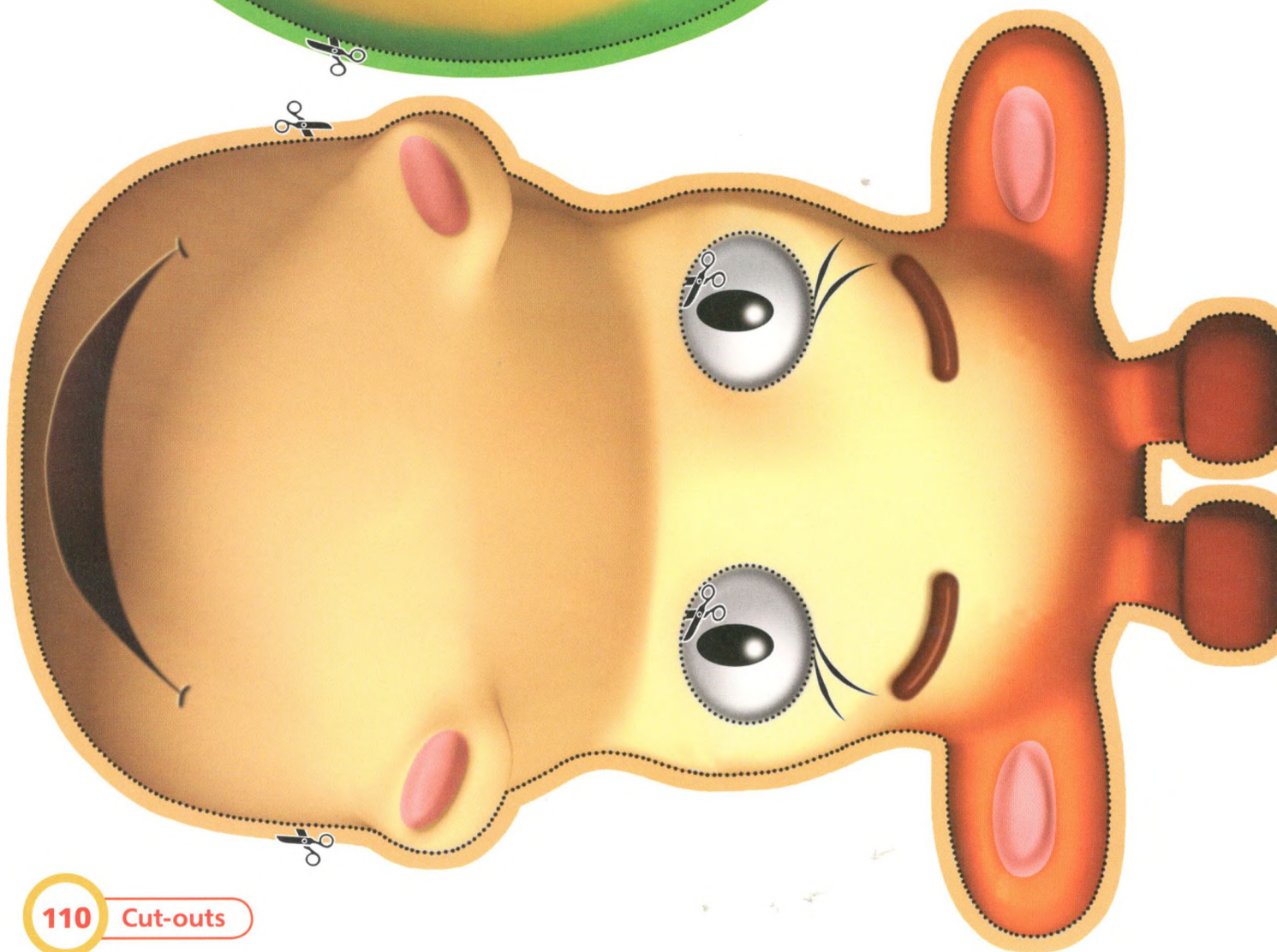








Unit 2 Game (page 29)











Super Minds

Student's Book
Starter


Are you ready to
become one of the Super Minds?

This exciting seven-level course, from a highly experienced author team, enhances your students' thinking skills, improving their memory along with their English.

- Develop creativity with visualisation exercises and art and craft activities
- Explore social values with lively stories
- Encourage cross-curricular thinking with fascinating 'English for school' sections

The fabulous Student's Book DVD-ROM features animated stories, interactive games and activities, lively songs with karaoke versions, and fun activities focusing on the key vocabulary and grammar of each unit.

FREE extra resources can be downloaded from
www.cambridge.org/elt/superminds




Super Minds Level	CEF Level	Cambridge ESOL exams
Level 6	A2-B1	Towards Preliminary
Level 5	A2	Flyers/Key
Level 4	A1	Movers
Level 3		
Level 2		Starters
Level 1		
Starter		

Starter


Student's Book with DVD-ROM
Workbook
Teacher's Book
Teacher's Resource Book

Class Audio CDs
Flashcards
Classware and
Interactive DVD-ROM

Other resources you can use:



ISBN 978 0521 00658 3



ISBN 978 0521 51574 0

Includes **FREE**
stickers and
cut outs!

CAMBRIDGE

Super Minds Starter Student's
Book with DVD-ROM including



9 780521 148628

237,00

Bookling

гpH